

Adjustability

Horizontal: 0-355°

Vertical: 0-25°

Hole size Ø75mm

Product Specifications

Input Voltage	AC 220 -240V, 50-60Hz	
Fixture Power	13W	15W
Driving Current	300 mA	350 mA
Lumen Output*	464 lm	530 lm
Fixture Efficiency	35.6 lm/w	35.3 lm/w
CRI	90	
Color Temperature	2700K/3000K/4000K	
Beam Angle	15°	
Source Type	Citizen COB LED	
Power Factor	-	
Shielding Angle	60°	
Control Method	Not dimmable, Phase-cut dimming, 0/1-10V dimming, DALI dimming	

MacAdam Ellipse	<3 SDCM
CCT Tolerance	± 100 K
UGR	<16
Product Dimensions	Ø85*90 mm
Hole Size	Ø75 mm
Weight	0.45 kg
Package Size	L11.7*11*13.5 cm
Carton Size	24PCS/CTN, L46.5*W37.5*H29.5 cm

Safety Class	Class II
Ambient Temperature	-20°C-50°C
Storage Temperature	-20°C-50°C
Lumen Maintenance	-20°C-50°C, LED 50000H L90/B10-Ta25°
IP Rating	IP20
Housing Material	Die-cast Aluminium
Housing Color**	RAL 9006, RAL 9016, RAL 9005
Warranty	3 years

*Lumen output measured @ 2700K, 15° optics, ambient temperature 25°C

**RAL 9006 White aluminium, RAL 9016 Traffic white, RAL 9005 Jet black

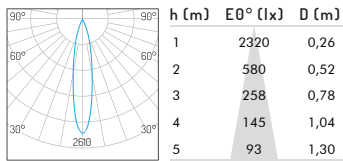
Ordering code

NO.	Housing color	Watt	CRI	CCT	Beam Angle	Control Method	Reflector
01.0521	YW - Matt white YB - Matt black XX - Customized Color	013 - 13W 015 - 15W	90	27 - 2700K 30 - 3000K 40 - 4000K	15 - 15° 24 - 24° 36 - 36°	F - Standard on-off P - Phase dimming A - 0/1-10V dimming D - Dali dimming	0 - No Reflector

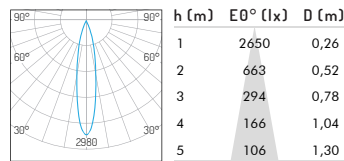
Example: 01.0521YW013902715F0

Photometric Distribution

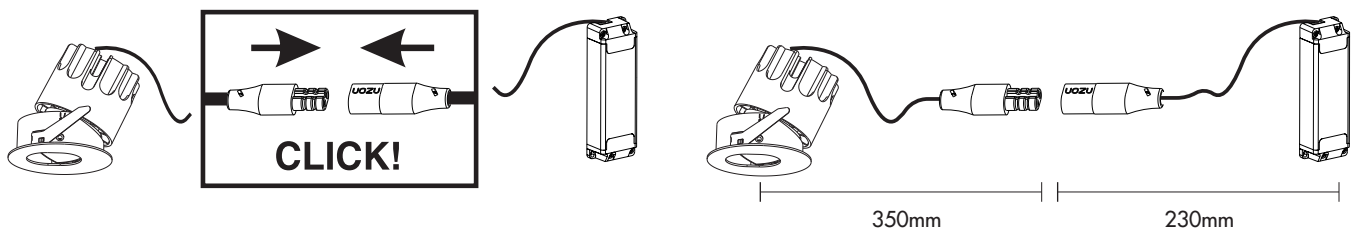
13W 15° 2700K



15W 15° 2700K



Assembly Indication



Accessories

