

Adjustability

Horizontal: 0-355°

Vertical: 0-25°

Hole size 75*75mm

Product Specifications

| | | |
|--------------------|--|-----------|
| Input Voltage | AC 220 -240V, 50-60Hz | |
| Fixture Power | 10W | 13W |
| Driving Current | 250 mA | 350 mA |
| Lumen Output* | 450 lm | 580 lm |
| Fixture Efficiency | 45.0 lm/w | 44.6 lm/w |
| CRI | 90 | |
| Color Temperature | 2700K/3000K/4000K | |
| Beam Angle | 15°/24°/36° | |
| Source Type | Citizen COB LED | |
| Power Factor | - | |
| Shielding Angle | 60° | |
| Control Method | Not dimmable, Phase-cut dimming, 0/1-10V dimming, DALI dimming | |

| | |
|--------------------|---------------------------------|
| MacAdam Ellipse | <3 SDCM |
| CCT Tolerance | ± 100 K |
| UGR | <16 |
| Product Dimensions | 84*84*104 mm |
| Hole Size | 75*75 mm |
| Weight | 0.48 kg |
| Package Size | L11.7*11*13.5 cm |
| Carton Size | 24PCS/CTN, L46.5*W37.5*H29.5 cm |

| | |
|---------------------|--------------------------------------|
| Safety Class | Class II |
| Ambient Temperature | -20°C-50°C |
| Storage Temperature | -20°C-50°C |
| Lumen Maintenance | -20°C-50°C, LED 50000H L90/B10-Ta25° |
| IP Rating | IP20 |
| Housing Material | Die-cast Aluminium |
| Housing Color** | RAL 9006, RAL 9016, RAL 9005 |
| Warranty | 3 years |

*Lumen output measured @ 2700K, 15° optics, ambient temperature 25°C

**RAL 9006 White aluminium, RAL 9016 Traffic white, RAL 9005 Jet black

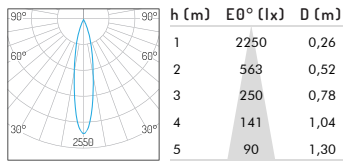
Ordering code

| NO. | Housing color | Watt | CRI | CCT | Beam Angle | Control Method | Reflector |
|---------|---|------------------------|-----|--|----------------------------------|---|--|
| 01.0540 | YW - Matt white YB - Matt black XX - Customized Color | 010 - 10W 013 - 13W | 90 | 27 - 2700K 30 - 3000K 40 - 4000K | 15 - 15° 24 - 24° 36 - 36° | F - Standard on-off P - Phase dimming A - 0/1-10V dimming D - Dali dimming | 0 - No Reflector 1 - Specular 2 - Matt white 3 - Matt black 4 - Pearl black 5 - Bright gold 6 - Matt silver 7 - Matt gold |

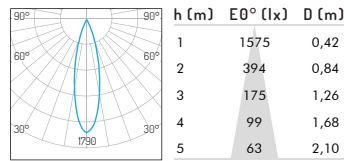
Example: 01.0540YW010902715F0

Photometric Distribution

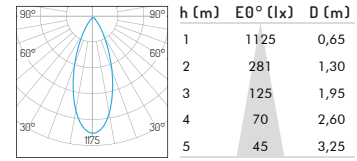
10W 15° 2700K



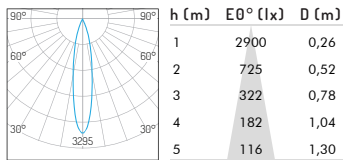
10W 24° 2700K



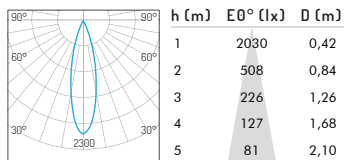
10W 36° 2700K



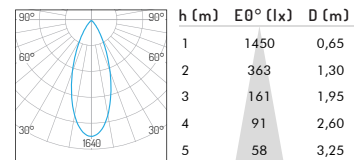
13W 15° 2700K



13W 24° 2700K



13W 36° 2700K



Optic Accessories



Honeycomb Louver



Specular



Elliptical diffuser Clear



Matt silver



Pearl black



Bright gold



Edge softening diffuser



Matt white

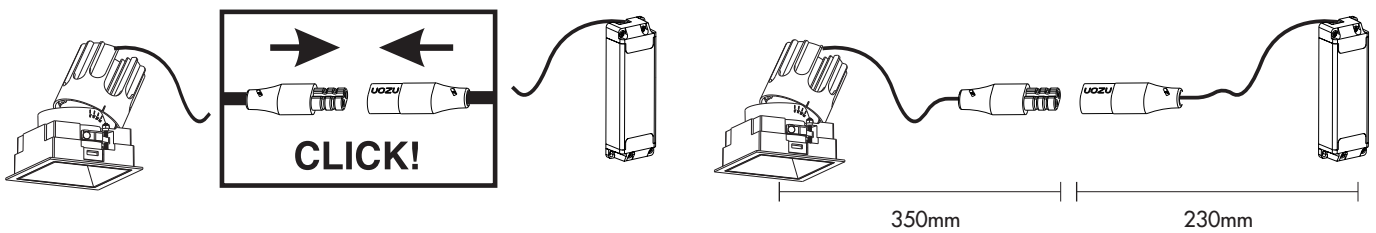


Matt black



Matt gold

Assembly Indication



Accessories

