

**Adjustability**

Horizontal: 0-355°

Vertical: 0-25°

Hole size 100\*100mm

**Product Specifications**

|                    |  |           |
|--------------------|--|-----------|
| Input Voltage      | AC 220 -240V, 50-60Hz  |           |
| Fixture Power      | 15W  | 20W       |
| Driving Current    | 350 mA   | 500 mA    |
| Lumen Output*      | 888 lm   | 1180 lm   |
| Fixture Efficiency | 59.2 lm/w  | 59.0 lm/w |
| CRI                | 90   |           |
| Color Temperature  | 2700K/3000K/4000K  |           |
| Beam Angle         | 15°/24°/36°  |           |
| Source Type        | Citizen COB LED  |           |
| Power Factor       | >0.9   |           |
| Shielding Angle    | 60°  |           |
| Control Method     | Not dimmable, Phase-cut dimming, 0/1-10V dimming, DALI dimming |           |

|                    |                           |
|--------------------|---------------------------|
| MacAdam Ellipse    | <3 SDCM                   |
| CCT Tolerance      | ± 100 K                   |
| UGR                | <16                       |
| Product Dimensions | 110*110*135 mm            |
| Hole Size          | 100*100 mm                |
| Weight             | 0.75 kg                   |
| Package Size       | L20*14*19 cm              |
| Carton Size        | 16PCS/CTN, L59*W43*H41 cm |

|                     |                                      |
|---------------------|--------------------------------------|
| Safety Class        | Class II                             |
| Ambient Temperature | -20°C-50°C                           |
| Storage Temperature | -20°C-50°C                           |
| Lumen Maintenance   | -20°C-50°C, LED 50000H L90/B10-Ta25° |
| IP Rating           | IP20                                 |
| Housing Material    | Die-cast Aluminium                   |
| Housing Color**     | RAL 9006, RAL 9016, RAL 9005         |
| Warranty            | 3 years                              |

\*Lumen output measured @ 2700K, 15° optics, ambient temperature 25°C

\*\*RAL 9006 White aluminium, RAL 9016 Traffic white, RAL 9005 Jet black

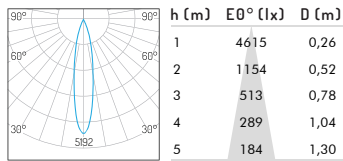
**Ordering code**

| NO.     | Housing color   | Watt                   | CRI | CCT                                    | Beam Angle                       | Control Method  | Reflector  |
|---------|---|------------------------|-----|--|----------------------------------|---|--|
| 01.0640 | YW - Matt white<br>YB - Matt black<br>XX - Customized Color | 015 - 15W<br>020 - 20W | 90  | 27 - 2700K<br>30 - 3000K<br>40 - 4000K | 15 - 15°<br>24 - 24°<br>36 - 36° | F - Standard on-off<br>P - Phase dimming<br>A - 0/1-10V dimming<br>D - Dali dimming | 0 - No Reflector<br>1 - Specular<br>2 - Matt white<br>3 - Matt black<br>4 - Pearl black<br>5 - Bright gold<br>6 - Matt silver<br>7 - Matt gold |

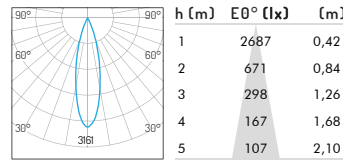
Example: 01.0640YW015902715F0

**Photometric Distribution**

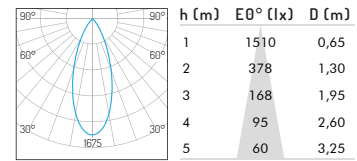
15W 15° 2700K



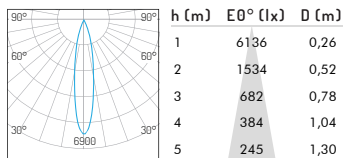
15W 24° 2700K



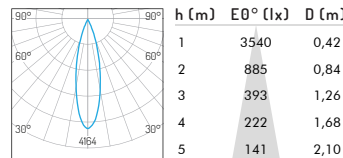
15W 36° 2700K



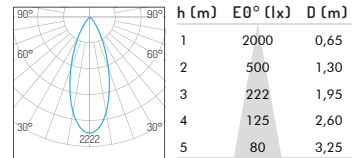
20W 15° 2700K



20W 24° 2700K



20W 36° 2700K



**Optic Accessories**



Honeycomb Louver



Specular



Elliptical diffuser Clear



Matt silver



Pearl black



Bright gold



Edge softening diffuser



Matt white

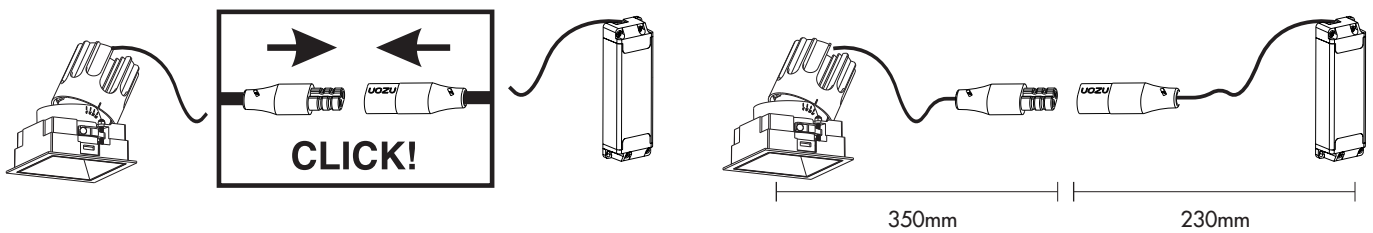


Matt black



Matt gold

**Assembly Indication**



**Accessories**



x1



x1