

**Adjustability**

Horizontal: 0-355°

Vertical: 0-25°

Hole size 75\*75mm

**Product Specifications**

Input Voltage	AC 220 -240V, 50-60Hz	
Fixture Power	10W	13W
Driving Current	250 mA	350 mA
Lumen Output*	450 lm	580 lm
Fixture Efficiency	45.0 lm/w	44.6 lm/w
CRI	90	
Color Temperature	2700K/3000K/4000K	
Beam Angle	15°/24°/36°	
Source Type	Citizen COB LED	
Power Factor	-	
Shielding Angle	60°	
Control Method	Not dimmable, Phase-cut dimming, 0/1-10V dimming, DALI dimming	

MacAdam Ellipse	<3 SDCM
CCT Tolerance	± 100 K
UGR	<16
Product Dimensions	73*73*104 mm
Hole Size	75*75 mm
Weight	0.45 kg
Package Size	L15.5*14.5*9 cm
Carton Size	24PCS/CTN, L48.5*W31*H38.5cm

Safety Class	Class II
Ambient Temperature	-20°C-50°C
Storage Temperature	-20°C-50°C
Lumen Maintenance	-20°C-50°C, LED 50000H L90/B10-Ta25°
IP Rating	IP20
Housing Material	Die-cast Aluminium
Housing Color**	RAL 9006, RAL 9016, RAL 9005
Warranty	3 years

\*Lumen output measured @ 2700K, 15° optics, ambient temperature 25°C

\*\*RAL 9006 White aluminium, RAL 9016 Traffic white, RAL 9005 Jet black

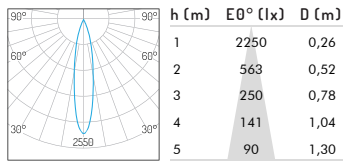
**Ordering code**

NO.	Housing color	Watt	CRI	CCT	Beam Angle	Control Method	Reflector
01.0550	YW - Matt white YB - Matt black XX - Customized Color	010 - 10W 013 - 13W	90	27 - 2700K 30 - 3000K 40 - 4000K	15 - 15° 24 - 24° 36 - 36°	F - Standard on-off P - Phase dimming A - 0/1-10V dimming D - Dali dimming	0 - No Reflector 1 - Specular 2 - Matt white 3 - Matt black 4 - Pearl black 5 - Bright gold 6 - Matt silver 7 - Matt gold

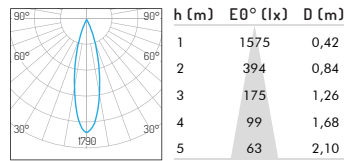
Example: 01.0550YW010902715F0

**Photometric Distribution**

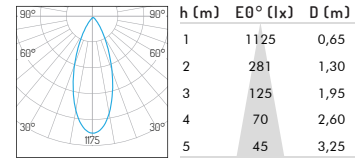
10W 15° 2700K



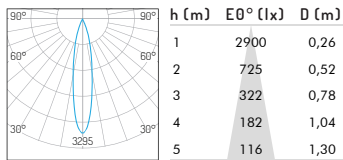
10W 24° 2700K



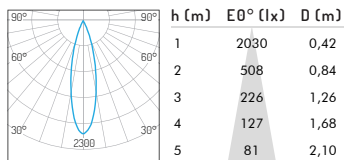
10W 36° 2700K



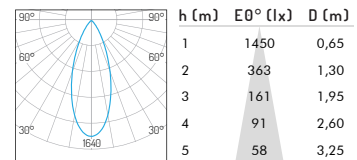
13W 15° 2700K



13W 24° 2700K



13W 36° 2700K



**Optic Accessories**



Honeycomb Louver



Specular



Elliptical diffuser Clear



Matt silver



Pearl black



Bright gold



Edge softening diffuser



Matt white

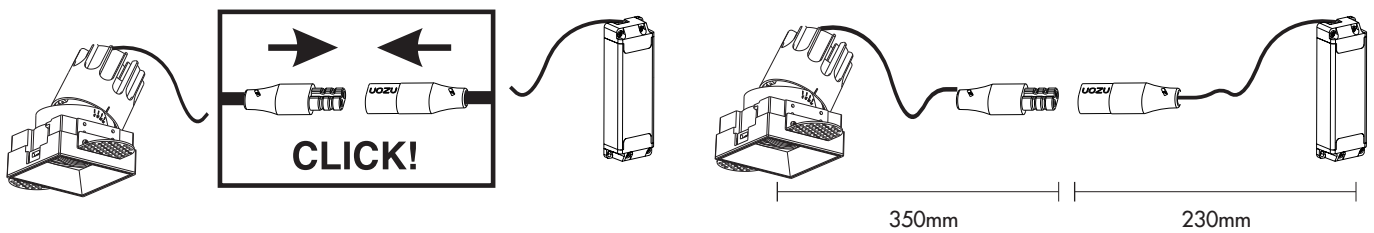


Matt black



Matt gold

**Assembly Indication**



**Accessories**

