

**Adjustability**

Horizontal: 0-355°

Vertical: 0-90°

**Product Specifications**

Input Voltage	AC 220 -240V, 50-60Hz
Fixture Power	10W
Driving Current	250 mA
Lumen Output*	720 lm
Fixture Efficiency	72.0 lm/w
CRI	90
Color Temperature	2700K/3000K/4000K
Beam Angle	15°/24°/36°
Source Type	Citizen COB LED
Power Factor	-
Shielding Angle	60°
Control Method	Not dimmable, Phase-cut dimming, DALI dimming

MacAdam Ellipse	<3 SDCM
CCT Tolerance	± 100 K
UGR	/
Product Dimensions	Ø40*120 mm
Weight	/
Package Size	/
Carton Size	/

Safety Class	Class II
Ambient Temperature	-20°C-50°C
Storage Temperature	-20°C-50°C
Lumen Maintenance	-20°C-50°C, LED 50000H L90/B10-Ta25°
IP Rating	IP20
Housing Material	Die-cast Aluminium
Housing Color**	RAL 9016, RAL 9005, RAL 9006
Warranty	3 years

\*\*RAL 9016 Traffic white, RAL 9005 Jet black, RAL 9006 White aluminium  
Default configuration is paired with black track adapter

\*Lumen output measured @ 2700K, 15° optics, ambient temperature 25°C

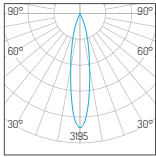
**Ordering code**

NO.	Housing color	Watt	CRI	CCT	Beam Angle	Control Method	Reflector
03.0010	YW - Matt white YB - Matt black XX - Customized Color	010 - 10W	90	27 - 2700K 30 - 3000K 40 - 4000K	15 - 15° 24 - 24° 36 - 36°	F - Standard on-off P - Phase dimming A - 0/1-10V dimming D - Dali dimming	0 - No Reflector

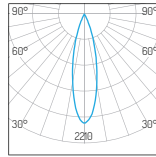
Example: 03.0010YW010902715F0

## Photometric Distribution

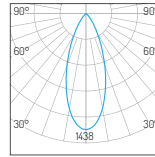
10W 15° 2700K



10W 24° 2700K



10W 36° 2700K



## Optic Accessories



Honeycomb Louver



Elliptical diffuser Clear



Edge softening diffuser