

### Product Specifications

Input Voltage	AC 220 -240V, 50-60Hz	
Fixture Power	4W	10W
Diameter	Ø40mm	Ø40mm
Lumen Output*	305 lm	720 lm
Fixture Efficiency	76.2 lm/w	72.0 lm/w
CRI	90	
Color Temperature	2700K/3000K/4000K	
Beam Angle	15°/24°/36°	
Source Type	Citizen COB LED	
Power Factor	-	
Shielding Angle	60°	
Control Method	Not dimmable, Phase-cut dimming, 0/1-10V dimming, DALI dimming	

MacAdam Ellipse	<3 SDCM
CCT Tolerance	± 100 K
UGR	<19
Product Dimensions	Ø40*600/1000/1300mm
Weight	0.00 kg
Package Size	X
Carton Size	X

Safety Class	Class II
Ambient Temperature	-20°C-50°C
Storage Temperature	-20°C-50°C
Lumen Maintenance	-20°C-50°C, LED 50000H L90/B10-Ta25°
IP Rating	IP20
Housing Material	Extruded Aluminium
Housing Color**	RAL 9005, RAL 9016, RAL 1035, RAL 3015
Warranty	3 years

\*Lumen output measured @ 2700K, ambient temperature 25°C

\*\*RAL 9005 Jet black, RAL 9016 Traffic white, RAL 1035 Pearl beige, RAL 3015 Light pink

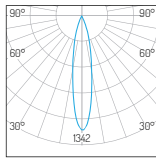
### Ordering code

NO.	Housing color	Watt	CRI	CCT	Beam Angle	Control Method	Reflector
04.0020	YW - Matt white YB - Matt black XX - Customized Color	004 - 4W 010 - 10W	90	27 - 2700K 30 - 3000K 40 - 4000K	15 - 15° 24 - 24° 36 - 36°	F - Standard on-off P - Phase dimming A - 0/1-10V dimming D - Dali dimming	0 - No Reflector

Example: 04.0020YW004902715F0

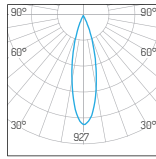
**Photometric Distribution**

4W 15° 2700K



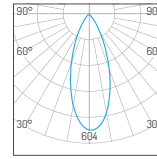
h (m)	E0° (lx)	D (m)
1	1208	0,26
2	302	0,52
3	134	0,78
4	75	1,04
5	48	1,30

4W 24° 2700K



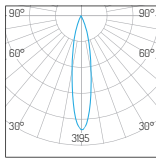
h (m)	E0° (lx)	D (m)
1	835	0,42
2	208	0,84
3	92	1,26
4	52	1,68
5	33	2,10

4W 36° 2700K



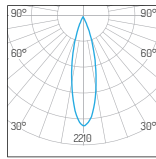
h (m)	E0° (lx)	D (m)
1	544	0,65
2	136	1,30
3	60	1,95
4	34	2,60
5	21	3,25

10W 15° 2700K



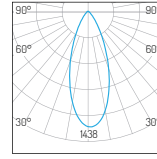
h (m)	E0° (lx)	D (m)
1	2876	0,26
2	719	0,52
3	319	0,78
4	179	1,04
5	115	1,30

10W 24° 2700K



h (m)	E0° (lx)	D (m)
1	1989	0,42
2	497	0,84
3	221	1,26
4	124	1,68
5	79	2,10

10W 36° 2700K



h (m)	E0° (lx)	D (m)
1	1295	0,65
2	323	1,30
3	143	1,95
4	80	2,66
5	51	3,25

**Accessories**

