



Features

The Cassiopea family includes a group of wall washers for outdoor spaces. They have a body of light aluminum with powder coating and a pre-treatment for outdoor use, clear glass, and a silicon rubber gasket. They have an IP66 rating and employ the newest generation of light sources, thus achieving a low heat resistance and high lighting efficiency. They are available in a variety of color temperatures and different body colors.



Product Specifications

Input Voltage	DC 24V or AC 110V - 277V			
Length	410mm	605mm	900mm	1190mm
Fixture Power	12W	18W	27W	36W
LEDs / Fixture	/	/	/	/
Color Temperature	2700K, 3000K, 4000K, 5000K, 6500K			
Beam Angle	13° / 20° / 25° / 35° / 50° / 10°x40° / 15°x60°			
Lumen Output /Length*	1200 lm	1800 lm	2700 lm	3600 lm
Fixture Efficiency				
Max Run Length				
Control Method	Not dimmable, DMX512			
CRI	90			
MacAdam Ellipse	<3 SDCM			
CCT Tolerance	100K			
Lumen Maintenance				
Ambient Temperature	-40° C to 50° C			
Housing /Lens Materials	Housing: Extruded Aluminium / Lens: Clear UV Resistant PMMA Cover: Tempered Glass Housing, bracket, end cap material – 6063 high density aluminum alloy			
Connector/ Cable	300mm power and signal feed-in cable with 6-Pin connector (junction cable to be specified)			
IP Rating	IP66			
IK Rating	IK08			
Mounting Options	Large Tilttable Stand (180° adjustable) Mounting Arms (available in 2 different sizes)			
Housing Color	RAL 9001 Cream, RAL 9006 White aluminium, RAL 9011 Graphite black, Anodised Charcoal grey			
Warranty	2 years			

*Lumen output measured @ 2700K, ambient temperature 25°C

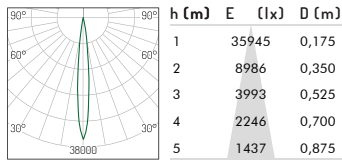
Ordering code

NO.	Housing Color	Watt	CRI	CCT	Beam Angle	Control Method	Input Voltage
70.1020	YW - Matt white YB - Matt black	012 - 12W 018 - 18W 027 - 27W 036 - 36W	90	27 - 2700K 30 - 3000K 40 - 4000K 50 - 5000K 65 - 6500K	13 - 13° 20 - 20° 25 - 25° 35 - 35° 50 - 50° AG - 10°x40° BK - 15°x60°	F - Standard on-off P - Phase dimming A - 0/1-10V dimming D - Dali dimming	DC - DC 24 V AC - AC 220 V

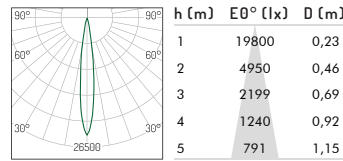
Example :70.1020YW012902713FAC

Photometric Distribution

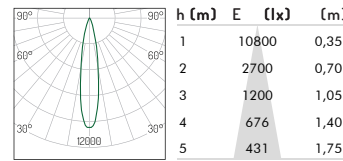
LV 18W 10° 4000K



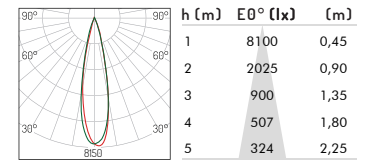
HV 18W 13° 4000K



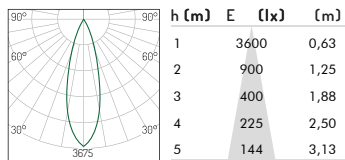
LV/HV 18W 20° 4000K



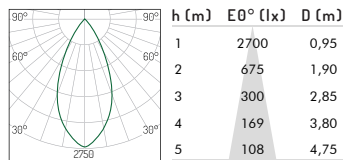
LV/HV 18W 25° 4000K



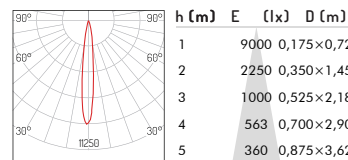
LV/HV 18W 35° 4000K



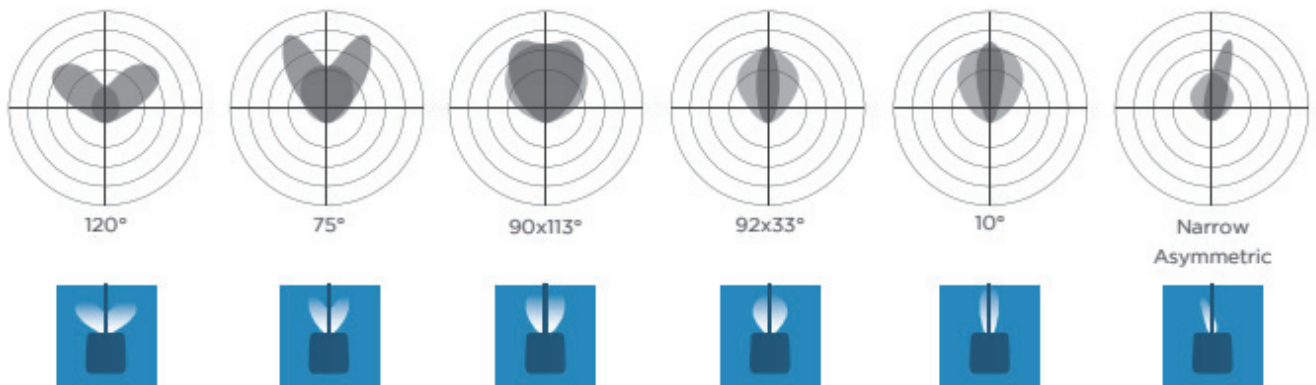
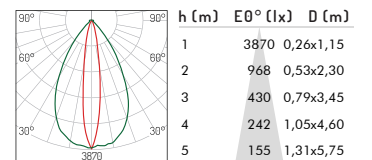
LV/HV 18W 50° 4000K



LV/HV 18W 10°x40° 4000K

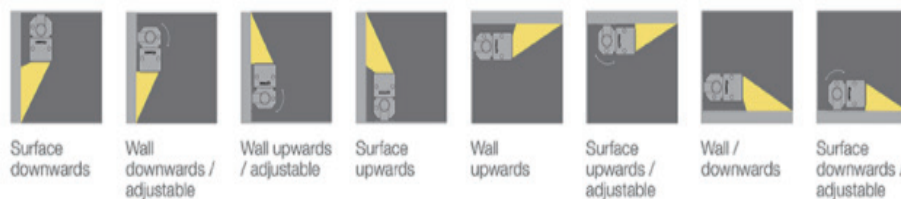


LV/HV 18W 15°x60° 4000K

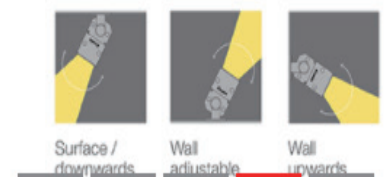


Application Guidance

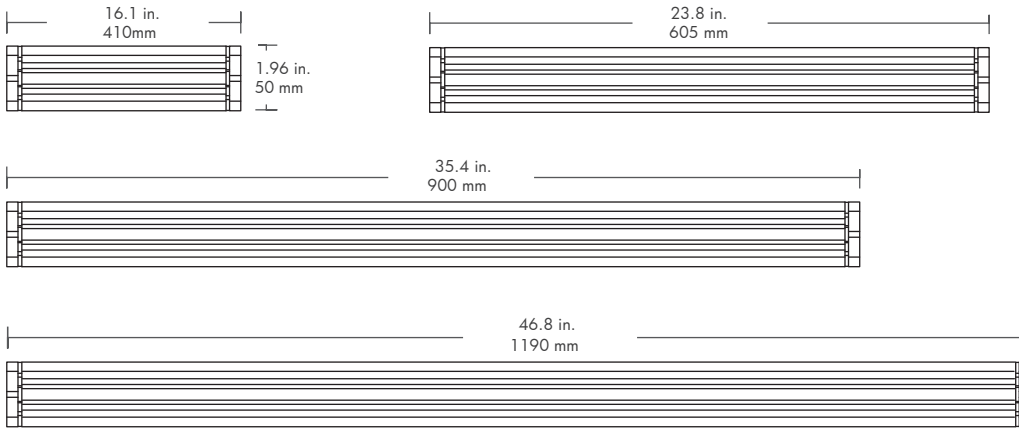
Wall grazing optics



Symmetrical optics



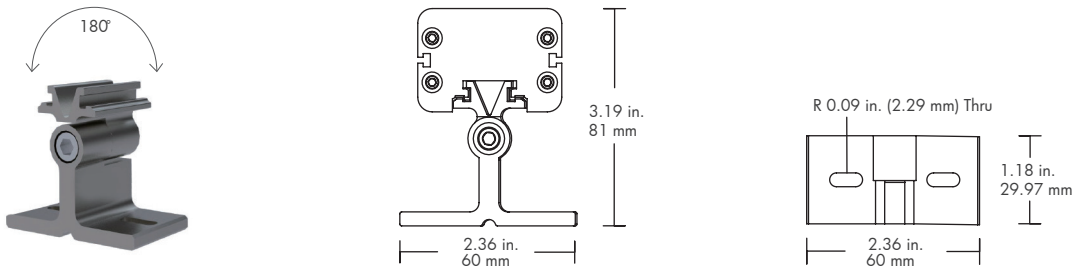
Product Dimensions



Mounting Accessories

Adjustable Bracket (two brackets included for each luminaires)

For adjustable mounting angles from 0-180°



Adjustable Arms

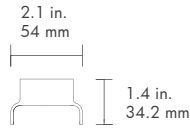
Adjustable arms designed for wall-mounted applications in three extendable options, the adjustability enable users to have different setbacks against the wall.



Optic Accessories

Symmetric Louver

For glare reduction
 Note: This will affect beam angle



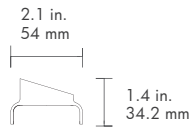

Side View

Ordering Code (need to order separately)

- 300 mm - XXXX
- 500 mm - XXXX
- 600 mm - XXXX
- 1000 mm - XXXX

Asymmetric Louver

For glare reduction
 Note: This will affect beam angle



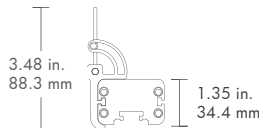

Side View

Ordering Code (need to order separately)

- 300 mm - XXXX
- 500 mm - XXXX
- 600 mm - XXXX
- 1000 mm - XXXX

Glare Shield

To reduce glare or redirect light



Side View

Ordering Code (need to order separately)

- 300 mm - XXXX
- 500 mm - XXXX
- 600 mm - XXXX
- 1000 mm - XXXX

Cables & Wiring Diagram

Part Number: MINICBLFB



2 Pin Power Feed Connector

Part Number: MINIJUMPMF


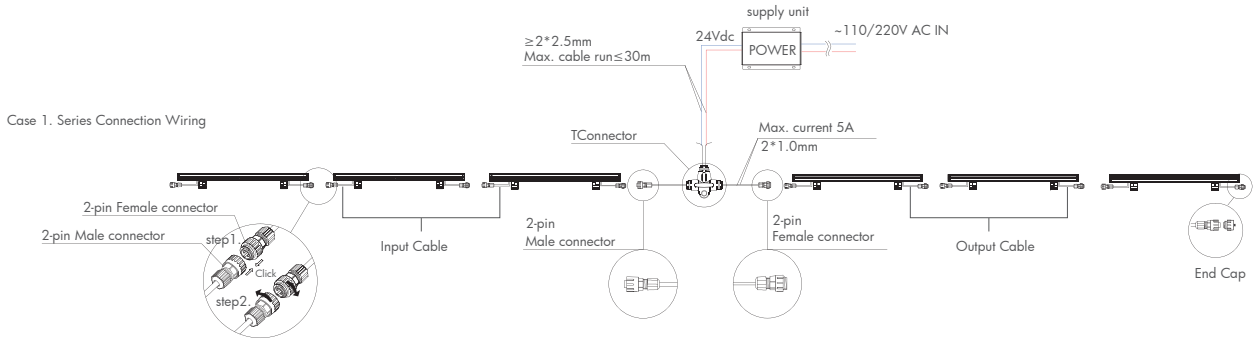


2 Pin Power Junction Connector

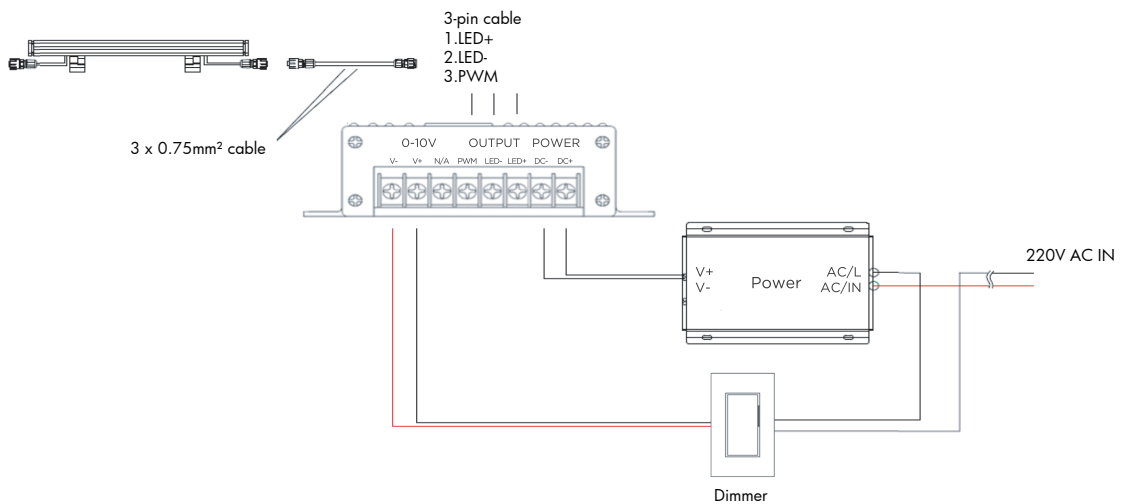
Ordering Code (order separately)

- 300 mm - XXXX
- 500 mm - XXXX
- 600 mm - XXXX
- 1000 mm - XXXX

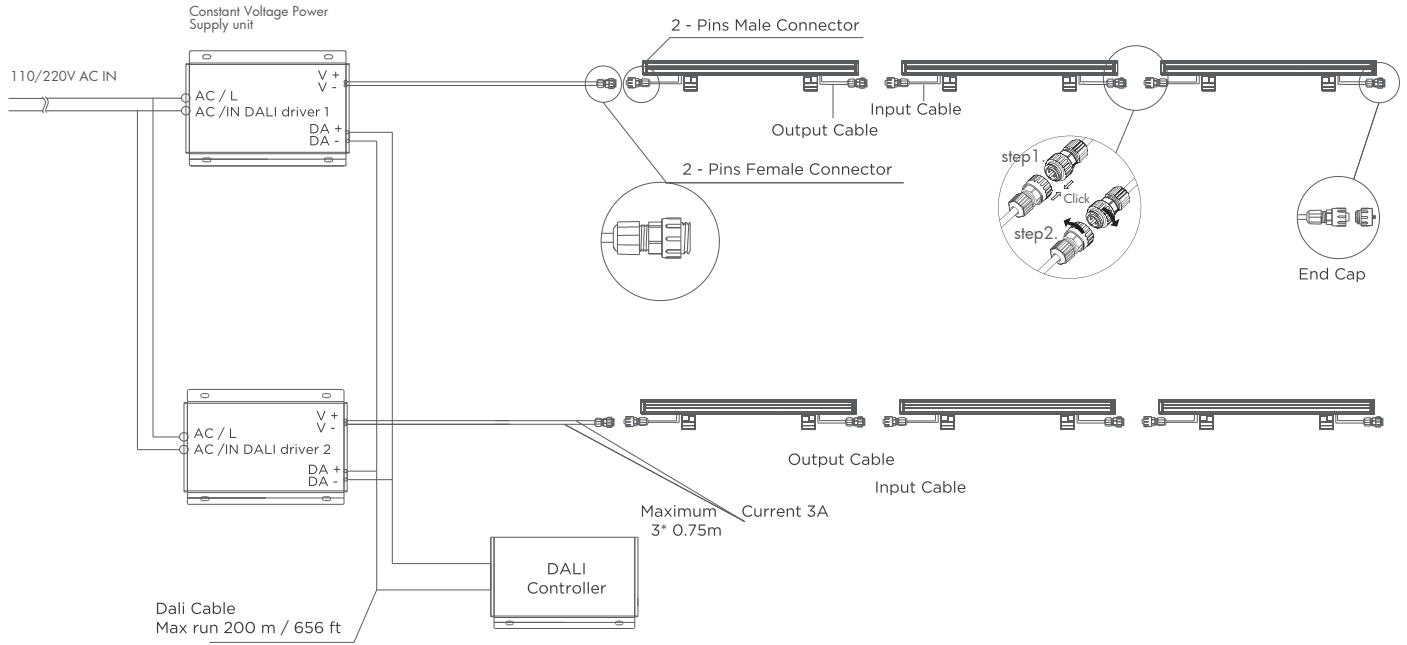
Not dimmable



0-10V DIMMING:



DALI DIMMING:



CONNECTORS:

