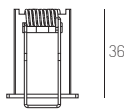


Adjustability

Hole size 121*26mm



Product Specifications

Input Voltage	AC 220 -240V, 50-60Hz	
Fixture Power	6W	10W
Driving Current	300 mA	500 mA
Lumen Output*	383 lm	638 lm
Fixture Efficiency	63.8 lm/w	79.7 lm/w
CRI	90	
Color Temperature	2700K/3000K/4000K	
Beam Angle	15°/24°/36°	
Source Type	Citizen COB LED	
Power Factor	-	
Shielding Angle	60°	
Control Method	Not dimmable, Phase-cut dimming, 0/1-10V dimming, DALI dimming	

MacAdam Ellipse	<3 SDCM
CCT Tolerance	± 100 K
UGR	<15
Product Dimensions	124*29*36 mm
Hole Size	121*26 mm
Weight	/
Package Size	/
Carton Size	/

Safety Class	Class II
Ambient Temperature	-20°C-50°C
Storage Temperature	-20°C-50°C
Lumen Maintenance	-20°C-50°C, LED 50000H L90/B10-Ta25°
IP Rating	IP20
Housing Material	Die-cast Aluminium
Housing Color**	RAL 9016, RAL 9005, RAL 9006
Warranty	3 years

*Lumen output measured @ 2700K, 15° optics, ambient temperature 25°C

**RAL 9016 Traffic white, RAL 9005 Jet black, RAL 9006 White aluminium

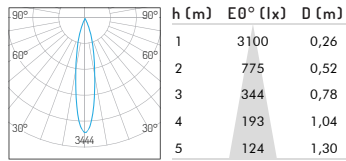
Ordering code

NO.	Housing color	Watt	CRI	CCT	Beam Angle	Control Method	Reflector
01.1311	YW - Matt white YB - Matt black XX - Customized Color	006 - 6W 010 - 10W	90	27 - 2700K 30 - 3000K 40 - 4000K	15 - 15° 24 - 24° 36 - 36°	F - Standard on-off P - Phase dimming A - 0/1-10V dimming D - Dali dimming	0 - No Reflector 1 - Matt white 2 - Gloss metal 3 - Matt black 4 - Gloss black 5 - Black nickel

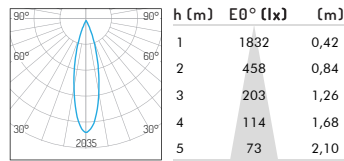
Example: 01.1311YW006902715F0

Photometric Distribution

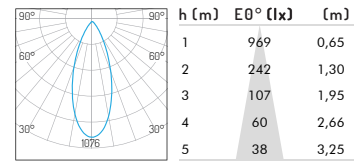
6W 15° 2700K



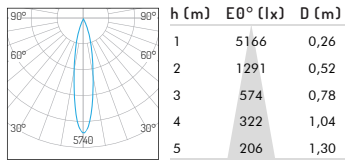
6W 24° 2700K



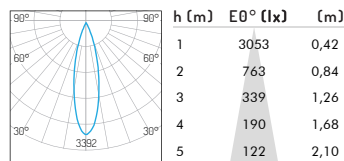
6W 36° 2700K



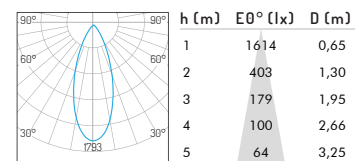
10W 15° 2700K



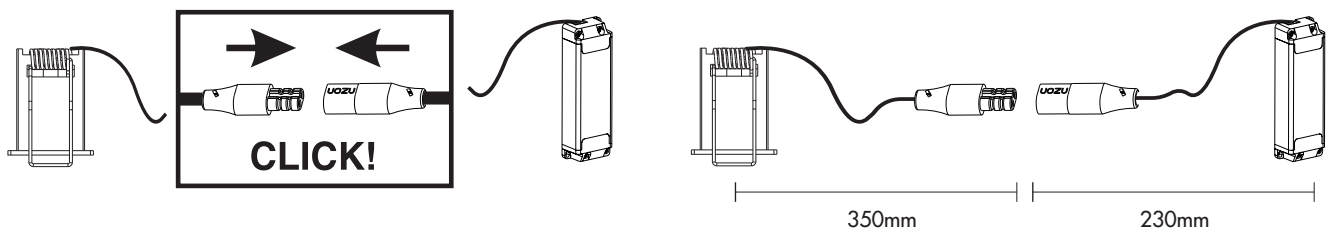
10W 24° 2700K



10W 36° 2700K



Assembly Indication



Optic Accessories



Honeycomb Louver



Matt white



Gloss metal



Matt black



Gloss black



Black nickel

Accessories

